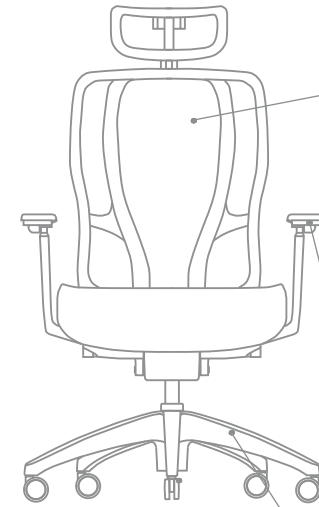


## FEATURES



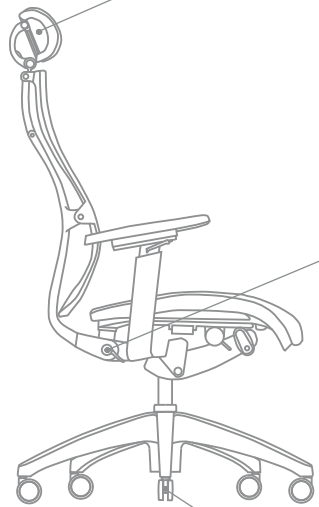
**VESTA'S ERGONOMIC DESIGN**  
fits well in all managerial and executive applications.

**HIGH QUALITY WOVEN MESH**  
on both seat and back molds to every user's body providing tailored support.

**HIGH RESILIENT MOLDED FOAM SEAT**  
upholstered in fabric or leather featured in models 3065 and 3085.

**AVAILABLE FOUR-WAY ADJUSTABLE A30 ARMS** which offer highest degree of ergonomic adjustment. Arms are height adjustable. The A30 pads move forward, backward and shift inward or outward for width adjustment. A28 and A29 pads feature only height adjustment.

**DIE CAST ALUMINUM BASE AND FRAME**



**THREE-WAY ADJUSTABLE HEADREST** featured in high-back models 3080 and 3085 which rotates up or down and provides height and depth adjustment.

**INTEGRATED SEAT SLIDER** is a standard feature and provides 2.5" of seat depth adjustment. The side mounted location provides the user easy access to the activation lever.

**SYNCHRO-TILT CONTROL** features a 2.6:1 back to seat tilt ratio. Control includes eleven position multi-lock with built in safety lock return. Also provides reduced rise of front seat edge when reclining.

**WATERFALL SEAT FRONT** promotes great circulation and good health.

**75MM HEAVY DUTY CASTERS**



# vesta

EXCELLENCE IN DESIGN, MATERIAL,  
FUNCTIONALITY AND FEATURES.

9to5  
seating

9to5<sup>®</sup>  
seating

3211 Jack Northrop Ave.  
Hawthorne, CA 90250

**PHONE**

888.925.SEAT

**FAX**

866.925.SEAT

**EMAIL**

sales@9to5seating.com

9to5seating.com



**CHOOSE FROM OVER 1,000 TEXTILES**

offered by Momentum, Designtex, 9 to 5 Signature<sup>®</sup> and the Symphony Collection. In the rare case we don't have what you're looking for, we'll upholster your chair in any fabric provided to us!

**LIFETIME WARRANTY**

on all structural and mechanical components. Mesh, fabric and foam are warranted against wear through and deterioration for five years.

**QUICK SHIP!**

Vesta ships in 48 hours in mesh, knit, select quickship fabrics and a wide selection of leathers.





a.



c.



d.



e.



b.

## STATEMENT OF LINE



MID-BACK 3060/3065



HIGH-BACK 3080/3085



STOOL 3061/3063 3066/3068

OVERALL WIDTH	24.5 - 26.5	24.5 - 26.5	24.5 - 26.5
OVERALL DEPTH	25.0	25.0	25.0
OVERALL HEIGHT	41.0 - 45.5	50.0 - 54.5	50.5 - 60.5 (46.5 - 54.5)
SEAT WIDTH	19.5	19.5	19.5
SEAT DEPTH	17.0 - 18.5	17.0 - 18.5	17.0 - 18.5
SEAT HEIGHT	17.0 - 21.5	17.0 - 21.5	26.0 - 36.0 (22.0 - 30.0)
BACK WIDTH	19.5	19.5	19.5
BACK HEIGHT	23.5	23.5	23.5
COM	1.1 yds	1.1 yds	1.1 yds
WEIGHT	54.0 lbs	56.0 lbs	60.0 lbs

All dimensions are in inches


## ARM OPTIONS



A28  
HEIGHT-ADJUSTABLE ARM  
(EXTRA WIDE 19")



A29  
HEIGHT-ADJUSTABLE ARM  
(17.5" WIDE)



A30  
MULTI-ADJUSTABLE ARM

## TOP-GRAIN LEATHER



BLACK L31



BROWN L32




MOCHA L41




TAUPE L42




SADDLE L43




GRAY L44




SANDSTONE L40



NAVY L45



GREEN L46



BURGUNDY L47



WHITE L48

## FRAME FINISHES



SF  
SILVER FRAME




BF  
BLACK FRAME



PF  
POLISHED FRAME


## BACK MESH



M11  
BLACK



M12  
GRAY



M13  
SILVER

a. 3065-X1-A30-BF b. 3065-X1-A30-SF c. 3080-X1-PF-A28 d. 3080-X1-PF-A28 e. 3065-X1-PF-A29